

复旦大学学位评定委员会第 复 113 次会议简报

长

.

0

0

1

. 1

. 1

1

01

01

.

00


.

.			
0			
1			
.			
0			

	. . 1			
	. . 0			
	. . 1			
	. .			

頌

.



--	--	--	--	--	--

--	--	--	--	--	--

--	--	--	--	--	--


--	--	--	--	--	--

--	--	--	--	--	--


--	--	--	--	--	--


--	--	--	--	--	--

--	--	--	--	--	--



REBECC PARSONS					





--

--

--

--

--

--

--

The diagram illustrates a table structure with a red horizontal line extending from the left edge to the start of the table. A purple diagonal line descends from the top right towards the bottom right corner of the table. A black horizontal line is positioned above the table, starting from the left edge and ending at the right edge of the table's first row.

